


Rainbow Potato Print

You will need...


A Potato



A Marker Pen



A Brush



Paint

An adult



A Knife



Paper



Rainbow Potato Print

You will need to...



1. Ask an adult to cut a potato in half.




2. Draw a rainbow with a marker pen.



3. Ask an adult to carve out the shaded area with a knife.



4. Use a paint brush to add coloured stripes to the raised shape.



5. Turn the potato onto the paper carefully and press firmly.



6. Allow to dry and draw an outline around your print. Display with pride.