




Homework Grid - Rivers

Here is your choice of homework tasks for our rivers topic. From the twelve activities below, you need to choose a minimum of 2. The first homework is **due by 30/9/19** and the second homework is **due by 14/10/19**. You can complete more than these if you wish. As the expectation is only 2 tasks, you will need to put in care and effort and complete it to the best of your ability. You can present your work in an appropriate style of your choice and where appropriate it may be word-processed or completed by hand. You may find some tasks easier once we have covered it in class.

<p>Write an adventure story featuring a river. Make sure it has exciting events and language to keep the reader engaged throughout.</p> 	<p>Imagine you are a water molecule and write a diary of your journey from the source of the river to its mouth. Include all the things that you pass and use technical language.</p>	<p>Research statistics of a range of different rivers (length, width, number of countries it travels through) and turn these into a set of Top Trumps cards.</p> 	<p>Go on a nature walk near a river/stream. Take photographs or record what you find in another way. E.g create a tally chart of wildlife that you observe over 30mins.</p>
<p>Choose one animal that lives in or around British rivers. Draw it and explain how it is suited to its environment. OR Compare the animals living in a British river habitat with a river in a different country (e.g. the Nile or the Amazon)</p>	<p>Create a song (with or without words) or write a poem about wasting water and persuading people to be more careful with their water usage.</p> 	<p>Think of ideas to answer the questions: How have rivers been used in the past to help humans? How do we use rivers the help us now? How you could present your answers?</p>	<p>Design a costume for a dancer performing in a river-themed dance. Collect fabrics that you could use or make part of the costume.</p>
<p>Use a photograph of a river to inspire a collage. Choose one medium for the collage (e.g. tissue, fabric, wool).</p>	<p>Find out about erosion and how a river can cause erosion to the land. Present your findings in a poster including diagrams and written information.</p>	<p>Make a model of a famous bridge. Make sure it is strong enough to bring into school!</p>	<p>Make a leaflet showing how to be safe when next to rivers.</p> 